

CHARACTER EDUCATION DIGITAL CITIZENSHIP



DIGITAL CITIZENSHIP

TABLE OF CONTENTS



FORMS & SUPPLEMENTS

Parent Letter.....	3
Writing Prompts & Role Play Scenarios.....	4
Morning Announcements.....	5
Reward Tags and Bookmarks.....	6-7
Pre and Post Survey.....	8-9
Certificate.....	10-11

ACTIVITIES

Ways to be a Digital Citizen.....	12-14
Students/Leaders/Careers/Digital Citizenship.....	15-18
Think and Respond.....	19-24
Multiple Choice.....	25-30
A Digital World	31-49
Self-reflection.....	50-52
Task Cards: Think and Discuss.....	53-59
Situation Cards: What would you do?	60-66

BULLETIN BOARD/DÉCOR ELEMENTS & GOOGLE LINK

Definition Posters.....	67-70
Quote Poster.....	71
Students/Careers/Leaders with Digital Citizenship Posters....	72-74
Digital Citizenship Pledge.....	75-76
Bulletin Board Letters.....	77-82
Binder Spines.....	83
Google Slides Link & Instructions.....	84

DIGITAL CITIZENSHIP

PARENT LETTER

Dear Parents,

In today's world, technology plays a major role in how students learn, communicate, and connect. As part of our school's efforts to teach safe and responsible online behavior, we are focusing on Digital Citizenship — helping students learn how to be kind, respectful, and thoughtful online and offline.

Digital citizenship means understanding that our actions on the internet leave a lasting mark, often called a digital footprint. It's about using technology wisely, treating others respectfully, and making smart choices when posting, sharing, or interacting online.

Here are a few ways you can support digital citizenship at home:

1. **Talk regularly about online behavior.** Ask your child what apps or games they use, and discuss how to handle situations like cyberbullying, online rumors, or privacy concerns.
2. **Model good habits.** Show your child how you pause before posting, check your sources, and use positive language online.
3. **Set clear expectations and limits.** Create screen-free times (like during meals or before bed) and encourage a healthy balance between online and offline activities.
4. **Review privacy and safety settings together.** Teach your child how to protect personal information, use secure passwords, and understand who can see what they post.
5. **Encourage kindness and empathy online.** Remind them that real people are behind every screen — words and actions online can have a real impact on others.

By working together, we can help students grow into responsible, respectful, and safe digital citizens who use technology in positive ways.

DIGITAL CITIZENSHIP

WRITING PROMPTS

1. Describe a time when you (or someone you know) made a smart, kind, or responsible choice online. What was the outcome?
2. Imagine that one of your social media posts went viral. What message would you want it to send, and how could it make a positive difference?
3. Explain what a digital footprint is and describe what you want your digital footprint to say about you in the future.
4. Why is it important to check if online information is true before sharing it? Describe how spreading false information can cause harm.
5. If you saw someone being bullied or left out online, what would you do? How could your response show digital citizenship?
6. How do you balance technology use with school, hobbies, and time with friends or family? What strategies work best for you?

DIGITAL CITIZENSHIP

SAMPLE ROLE PLAY SCENARIOS

- Group Chat Gossip: You're in a group chat. A friend sends a screenshot of someone's private post and makes fun of it. Everyone starts piling on. What do you do?
- Oversharing: A student posts a video revealing where they live and goes live walking home alone. Lots of strangers start following them. What's the risk?
- Mean Commenter: Someone posts a selfie, and a classmate leaves a comment like "You look gross." Your friends think it's funny. What's the impact?
- Photo Tag Trouble: Your friend tags you in a silly photo that's not terrible but embarrassing. You didn't want it shared. How do you respond respectfully?
- Copy & Paste: A student copies an answer from an online homework forum and pastes it into their assignment. A teacher finds out. What happens next?
- Too Much Screen Time: A student stays up late every night scrolling and starts falling asleep in class. Their grades drop, and they're always tired. What can they do?

DIGITAL CITIZENSHIP

MORNING ANNOUNCEMENTS

Name: _____

Date: _____

***Week 1:** We are learning all about Digital Citizenship. We defined being a good digital citizen as being responsible and respectful when using technology. Some ways you can be a good digital citizen at school are keeping your passwords private, giving credit when using others ideas, respecting copyright, checking for information accuracy, and treating others with respect and kindness online.

***Week 2:** We are continuing to learn all about Digital Citizenship. Remember being a good digital citizen means being responsible and respectful when using technology. Some ways that you can be a good digital citizen at home are asking permission before texting or sharing photos/videos, reviewing privacy settings, telling an adult if a stranger contacts you, and knowing when to disconnect and spend time with others.

***Week 3:** We are continuing to learn all about Digital Citizenship. Remember being a good digital citizen means being responsible and respectful when using technology. Some ways that you can be a good digital citizen in your community is by respecting the privacy of yourself and others, reporting any cyberbullying, keeping your identity safe, and avoiding suspicious emails or unknown websites, apps, or ads.

***Week 4:** As we learn about Digital Citizenship, let's reflect on this quote by Dr. Daniel I. Frazier, "Technology opens the door to the world. It's up to us to walk through it in a meaningful and respectful way." This means that tech can create amazing things but it's up to us how we use it. What is one way you will be a digital citizen today?

***Week 5:** Digital Citizenship is an essential trait to have for many careers. Vloggers for example must show digital citizenship. A Vlogger is someone who creates and uploads a video blog on platforms such as YouTube. They must be good digital citizens by providing content within the rules of their hosted website, otherwise they will get kicked off the platform. Overnight success is not common in the vlogging world, most vloggers spend years working to build their content, audience, sponsors and ad deals. Think of a career you may be interested in and how you can show digital citizenship within that career.

***Week 6:** Digital Citizenship is also shown by many leaders throughout history and is an important feature of being a leader. One such leader is Elon Musk, the founder and CEO at SpaceX, Tesla, and Neuralink. Tesla builds all electric cars, helping to reduce the amount of CO2 in the atmosphere. He also created Starlink, a satellite internet that can help people all over the world access the internet. His newest company, Neuralink, seeks to use devices embedded in the human brain that could cure paralysis, deafness, blindness, and other disabilities. He shows us the importance of being a digital citizen leader, he said "*My motivation for all my companies has been to be involved in something that I thought would have a significant impact on the world.*" Think about how you can be a leader in your classroom by showing digital citizenship.

I AM A GOOD
DIGITAL CITIZEN



I AM A GOOD
DIGITAL CITIZEN



I AM A GOOD
DIGITAL CITIZEN



I AM A GOOD
DIGITAL CITIZEN



I AM A GOOD
DIGITAL CITIZEN



I AM A GOOD
DIGITAL CITIZEN



I AM A GOOD
DIGITAL CITIZEN



I AM A GOOD
DIGITAL CITIZEN



I AM A GOOD
DIGITAL CITIZEN



I AM A GOOD
DIGITAL CITIZEN



I AM A GOOD
DIGITAL CITIZEN



I AM A GOOD
DIGITAL CITIZEN



I AM A GOOD
DIGITAL CITIZEN



I AM A GOOD
DIGITAL CITIZEN



I AM A GOOD
DIGITAL CITIZEN



I CAN BE A

DIGITAL CITIZEN

BY

BEING

responsible
AND

respectful

WHEN USING

technology.



CHARACTER EDUCATION

I CAN BE A

DIGITAL CITIZEN

BY

BEING

responsible
AND

respectful

WHEN USING

technology.



CHARACTER EDUCATION

I CAN BE A

DIGITAL CITIZEN

BY

BEING

responsible
AND

respectful

WHEN USING

technology.



CHARACTER EDUCATION

I CAN BE A

DIGITAL CITIZEN

BY

BEING

responsible
AND

respectful

WHEN USING

technology.



CHARACTER EDUCATION

I CAN BE A

DIGITAL CITIZEN

BY

BEING

responsible
AND

respectful

WHEN USING

technology.



CHARACTER EDUCATION

DIGITAL CITIZENSHIP

PRE-SURVEY

Name: _____

Date: _____

I am learning to show good digital citizenship.



Always



Sometimes



Hardly



Never

I can identify ways to show digital citizenship.				
I show positive digital citizenship when I'm online.				
I know what to do if I see someone being cyberbullied or treated unfairly online.				
I know how to include a source or citation when I use information from the internet.				
I can recognize what makes up my digital footprint and how it can affect my future.				
Showing digital citizenship is important to me.				
I understand that what I post online can be permanent, even if I delete it later.				

DIGITAL CITIZENSHIP

POST-SURVEY

Name: _____

Date: _____

I am learning to show good digital citizenship.



Always



Sometimes



Hardly



Never

I can identify ways to show digital citizenship.				
I show positive digital citizenship when I'm online.				
I know what to do if I see someone being cyberbullied or treated unfairly online.				
I know how to include a source or citation when I use information from the internet.				
I can recognize what makes up my digital footprint and how it can affect my future.				
Showing digital citizenship is important to me.				
I understand that what I post online can be permanent, even if I delete it later.				

DIGITAL CITIZENSHIP GOOD CHARACTER AWARD

Presented to:

Teacher



Date

DIGITAL CITIZENSHIP GOOD CHARACTER AWARD

Presented to:



Teacher

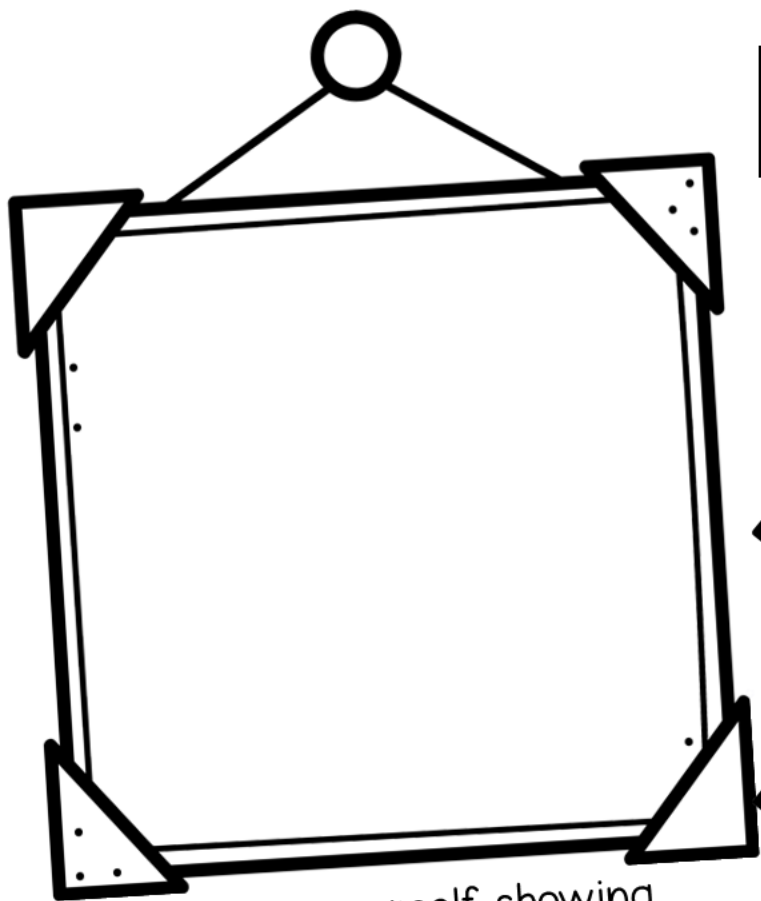
Date

DIGITAL CITIZENSHIP

WAYS TO BE A DIGITAL CITIZEN

Name: _____

Date: _____



Draw yourself showing digital citizenship.

I can be a good digital citizen by...



What does Digital Citizenship mean to me?



DIGITAL CITIZENSHIP

WAYS TO BE A DIGITAL CITIZEN

Name: _____

Date: _____

Ways I can be a good digital citizen at School



- Use devices responsibly: Follow your school's technology rules and stay on approved sites.
- Be kind online: Use respectful language in chats, emails, or group projects.
- Protect privacy: Never share passwords or personal information (yours or others').
- Give credit: Cite sources when using online images, facts, or videos for projects.
- Report problems: Tell a teacher if you see cyberbullying or unsafe content.

Ways I can be a good digital citizen at Home



- Balance screen time: Take breaks and spend time with family, friends, or hobbies offline.
- Think before posting: Ask yourself if a photo, comment, or video is appropriate and safe to share.
- Use privacy settings: Keep social media accounts private and only connect with people you know.
- Be honest: Don't lie/pretend to be someone else online.
- Talk openly: Ask a parent or guardian if you're unsure about something you see online.

Ways I can be a good digital citizen in my Community



- Spread positivity: Post encouraging messages, helpful reviews, or support good causes.
- Respect others' opinions: Stay calm and polite in online discussions, even if you disagree.
- Be a helper: Teach others how to use technology safely.
- Support your community: Use digital tools to learn about local events or volunteer opportunities.
- Think long-term: Remember your digital footprint—your posts can affect your future reputation.

DIGITAL CITIZENSHIP

WAYS TO BE A DIGITAL CITIZEN SORT

Name: _____

Date: _____

Ways I can show Digital
Citizenship in my School

Ways I can show Digital
Citizenship in my Home

Ways I can show Digital
Citizenship in my Community

DIGITAL CITIZENSHIP

STUDENTS WITH CHARACTER

Name: _____

Date: _____


Digital Citizenship Students

ONLINE LEARNING



During his online learning class, Eli logs in on time and greets his classmates politely in the chat. When working on a group project, he helps his team organize their ideas on a shared document and reminds everyone to only use school-approved websites for research. Eli makes sure to give credit to the sources they use and double-checks that their presentation doesn't include any copyrighted images. When another student accidentally posts a rude comment, Eli doesn't respond angrily—he reports it to the teacher and encourages his group to keep the chat positive and focused on learning.

How did this student show digital citizenship?



DIGITAL CITIZENSHIP

LEADERS WITH CHARACTER

Name: _____

Date: _____


Digital Citizenship Leaders

ELON MUSK



Elon Musk is the founder, CEO, and Chief Engineer at SpaceX, Tesla, Neuralink, OpenAI, and creator of Paypal. Tesla builds all electric cars, helping to reduce the amount of CO2 in the atmosphere. Musk also co-founded SolarCity, the second largest provider of solar power systems. SpaceX seeks to provide travel to the moon and Mars. He also created Starlink, a satellite internet that can help people all over the world access the internet. His newest company, Neuralink, seeks to use devices that embed in the human brain and could soon cure paralysis, deafness, blindness, and other disabilities. He shows us the importance of being a digital citizen leader, he said *"My motivation for all my companies has been to be involved in something that I thought would have a significant impact on the world."*

How does Elon Musk show digital citizenship?



DIGITAL CITIZENSHIP

CAREERS WITH CHARACTER

Name: _____

Date: _____

Digital Citizenship Careers

VLOGGER



A Vlogger is someone who creates and uploads a video blog on platforms such as YouTube. Instead of writing about their life (blogging), they film it. The Vlogs are usually focused on one specialty such as Travel, Tech, Educational, Motivational, Fitness, Culinary, Make-up, Reviews, and more. Vloggers need cameras, microphones, lighting, and editing software to work. They must be good digital citizens by providing content within the rules of their hosted website, otherwise, they will get kicked off the platform. Overnight success is not common in the vlogging world, most vloggers have spent years working hard to build their content, audience, sponsors and advertising deals.

How do Vloggers show digital citizenship?



DIGITAL CITIZENSHIP


DIGITAL CHARACTER

Name: _____

Date: _____


Digital Citizenship

CYBERBULLYING



While scrolling through her group text chat, Maya notices that a few students are making fun of another classmate by posting mean comments and edited pictures. Instead of joining in or ignoring it, Maya takes a screenshot of the messages and privately tells her teacher what's happening. She also sends a kind message to the student being targeted, letting them know they're not alone. Maya reminds her friends that online jokes can really hurt and encourages them to stop sharing or liking the hurtful posts.

How did she show digital citizenship?



DIGITAL CITIZENSHIP

THINK AND RESPOND

Name: _____

Date: _____

Read the questions about digital citizenship and respond.

What does it mean to be a "digital citizen," and why is it important for students your age?

How can your online actions affect your reputation now and in the future?

What would you do if you saw someone being cyberbullied in a group chat or on social media?

DIGITAL CITIZENSHIP

THINK AND RESPOND

Name: _____

Date: _____

Read the questions about digital citizenship and respond.

Why is it important to think before posting a comment, photo, or video online?

How can you show respect when disagreeing with someone in an online discussion?

What are some examples of private information you should never share online—and why?

DIGITAL CITIZENSHIP

THINK AND RESPOND

Name: _____

Date: _____

Read the questions about digital citizenship and respond.

How can you tell if a website or source is trustworthy before using it for schoolwork?

Why is it important to give credit to the original creator when using online pictures or information?

What could happen if someone shares a rumor or false information online?

DIGITAL CITIZENSHIP

THINK AND RESPOND

Name: _____

Date: _____

Read the questions about digital citizenship and respond.

How can you balance screen time with other parts of your life, like friends, sports, and school?

What are some ways to spread kindness and positivity online?

How can you help a younger sibling or friend learn to be safe and responsible online?

DIGITAL CITIZENSHIP

THINK AND RESPOND

Name: _____

Date: _____

Read the questions about digital citizenship and respond.

What would you do if
a stranger tried to
message or friend you
on social media?

How can your digital
footprint impact
your chances for
future opportunities
like college or jobs?

Why do you think
some people act
differently online than
they do in person?

DIGITAL CITIZENSHIP

THINK AND RESPOND

Name: _____

Date: _____

Read the questions about digital citizenship and respond.

How can you make sure your online posts reflect your true values and personality?

What are some examples of being an "upstander" instead of a bystander online?

What is one goal you can set for yourself to be a better digital citizen this week?

DIGITAL CITIZENSHIP

MULTIPLE CHOICE

Name: _____

Date: _____

DIGITAL CITIZENSHIP: COLOR THE CHECKMARK OF YOUR ANSWER.

You find a funny video online that makes fun of another student from your school.

Share it with your friends so they can laugh too

Report it and refuse to spread it further

Ignore it and secretly save it

Your friend gives you their password so you can "help" with their homework site.

Tell them it's not safe to share passwords

Change their password for fun

Share it with others in your class

You see a post online that says, "Share this or bad luck will happen!"

Share it to be safe

Comment "This is fake!" on every post

Ignore it — it's just a chain message

DIGITAL CITIZENSHIP

MULTIPLE CHOICE

Name: _____

Date: _____

DIGITAL CITIZENSHIP: COLOR THE CHECKMARK OF YOUR ANSWER.

You're researching for a science project and find a website that looks fake.

Check other reliable websites to confirm information

Use the info anyway because it's easier

Copy and paste without reading it

You accidentally post a rude comment on someone's photo.

Blame your sibling for posting it

Delete it and pretend it didn't happen

Delete it and apologize to the person

You get a message from someone you don't know asking for your location.

Don't reply and tell a trusted adult

Ask them why they want to know

Block them but don't tell anyone

DIGITAL CITIZENSHIP

MULTIPLE CHOICE

Name: _____

Date: _____

DIGITAL CITIZENSHIP: COLOR THE CHECKMARK OF YOUR ANSWER.

A classmate keeps messaging you during class Zoom sessions with jokes and distractions.

Laugh along so they don't feel ignored

Screenshot the chat and share it

Ask them to stop and focus on class

You find a cool picture online that would look perfect in your school project.

Cite the source or use royalty-free images

Take a screenshot and crop out the watermark

Copy and paste it without credit

You notice your friend posting personal details (like their address and phone number) on social media.

Ignore it since it's their account

Remind them that it's not safe to share private info

Tell everyone about it at lunch

DIGITAL CITIZENSHIP

MULTIPLE CHOICE

Name: _____

Date: _____

DIGITAL CITIZENSHIP: COLOR THE CHECKMARK OF YOUR ANSWER.

Someone starts spreading rumors about a classmate online.

Speak up against it or report the post

Join in so they don't target you

Pretend you didn't see anything

Your teacher assigns an online quiz. You find the answers posted on a website.

Use them so you can get a perfect score

Tell your teacher that answers are posted online

Share the link with friends

You're mad at a classmate and want to post something mean about them on your story.

Post it anyway—they deserve it

Make a fake account and post it anonymously

Take a break before posting anything

DIGITAL CITIZENSHIP

MULTIPLE CHOICE

Name: _____

Date: _____

DIGITAL CITIZENSHIP: COLOR THE CHECKMARK OF YOUR ANSWER.

You join an online gaming group, and someone starts using rude language.

Type rude words back

Mute, block, or report them

Tell everyone else to attack that person

You see a viral post claiming a new "school rule" that seems untrue.

Share it to see what others think

Check the school website or ask a teacher

Add a funny emoji and repost

Someone sends you a link that promises free game credits.

Don't click it and tell a parent or teacher

Share it with your friends

Try it once and see if it works

DIGITAL CITIZENSHIP

MULTIPLE CHOICE

Name: _____

Date: _____

DIGITAL CITIZENSHIP: COLOR THE CHECKMARK OF YOUR ANSWER.

You want to raise awareness for a local charity using social media.

Post private details about people in need

Exaggerate stories to get more views

Share accurate info, photos, and donation links

You're editing a group video project, and one teammate wants to include a popular song they downloaded illegally.

Use it anyway — no one will notice

Explain that it's copyrighted and suggest using royalty-free music instead

Upload it and hope it doesn't get flagged

You post a photo from a school field trip and realize another student is in the background looking upset.

Remove the photo or ask the student if they're okay with it being posted

Tag the student so everyone notices

Leave it — it's not your problem

DIGITAL CITIZENSHIP


A DIGITAL WORLD

Name: _____

Date: _____

My Digital Footprint

Your digital footprint is the trail of information you leave behind whenever you use technology. It includes your posts, comments, likes, photos, and even what you search for online. Some footprints are positive (helpful, kind, or educational), and some are negative (hurtful, unsafe, or inappropriate).



Directions: Read each question and write your answer in the space provided.

What are three examples of things that create a digital footprint?

Why do you think your digital footprint is important?

What are two ways you can make your footprint more positive?

Write P for Positive Footprint or N for Negative Footprint next to each action:

- ___ Posting a kind comment on a classmate's photo
- ___ Sharing a rumor about someone online
- ___ Helping a friend report a fake account
- ___ Using someone else's photo without credit
- ___ Posting your volunteer work at a food drive
- ___ Making a rude joke in a group chat

Imagine your future self is applying for a job or college. What do you want people to see when they look up your name online? Write 3 things you hope your digital footprint shows about you:

- 1.
- 2.
- 3.

DIGITAL CITIZENSHIP



Digital Integrity

Respect copyright, cite sources, check for information accuracy.

Digital Literacy

Avoid unknown websites, links, and downloads

Digital Etiquette

Be kind and respectful, avoid strong or offensive language.

Digital Responsibility

Report Cyberbullying, tell an adult if a stronger contacts you online.

Digital Privacy

Review privacy settings, keep passwords private.

Digital Identity

Do not share information about yourself or others.

Digital Shopping



Ask before you make a purchase.

Digital Health

Manage your screen time.

Digital Safety

View appropriate educational websites and apps.



Digital Citizenship Areas

Digital Integrity



- Examine the source to determine credibility.
- Give credit, cite sources.
- Respect Copyright.

Digital Etiquette



- Be kind and respectful.
- Treat others how you want to be treated.
- If you wouldn't do it in real life, don't do it online.

Digital Health



- Know when to disconnect tech and connect with people in-person.

Digital Responsibility



- Report Cyberbullying.
- Tell an adult if a stranger contacts you.
- Report inappropriate content.

Digital Privacy



- Keep passwords private.
- Review privacy settings.

Digital Shopping



- Do not buy anything without permission.
- Do not click on Ads.
- Get permission for in-app purchases.

Digital Literacy



- Avoid unknown websites, downloads, links, online ads, emails, texts, or messages.

Digital Identity



- Do not share personal information of yourself or others.
- Think about your digital footprint.

Digital Safety



- I view appropriate websites/games/apps that I have permission to view.
- I never meet up with a person I met online.

Digital Citizenship Areas

We all have areas that we are strong digital citizens and areas that we need to work on. Let's be honest with ourselves and self-evaluate our progress by putting a checkmark on one box in each area. This will help us to know what we should focus on to be better digital citizens.

Digital Integrity



- Examine the source to determine credibility.
- Give credit, cite sources.
- Respect Copyright.

- ☐ I am good in this area.
- ☐ I sometimes make mistakes in this area.
- ☐ I need to work on improving this area.

Digital Etiquette



- Be kind and respectful.
- Treat others how you want to be treated.
- If you wouldn't do it in real life, don't do it online.

- ☐ I am good in this area.
- ☐ I sometimes make mistakes in this area.
- ☐ I need to work on improving this area.

Digital Health



- Know when to disconnect tech and connect with people in-person.

- ☐ I am good in this area.
- ☐ I sometimes make mistakes in this area.
- ☐ I need to work on improving this area.

Digital Shopping



- Do not buy anything without permission.
- Do not click on Ads.
- Get permission for in-app purchases.

- ☐ I am good in this area.
- ☐ I sometimes make mistakes in this area.
- ☐ I need to work on improving this area.

Digital Safety



- I view appropriate websites/games/apps that I have permission to view.
- I never meet up with a person I met online.

- ☐ I am good in this area.
- ☐ I sometimes make mistakes in this area.
- ☐ I need to work on improving this area.

Digital Identity



- Do not share personal information of yourself or others.
- Think about your digital footprint.

- ☐ I am good in this area.
- ☐ I sometimes make mistakes in this area.
- ☐ I need to work on improving this area.

Digital Responsibility



- Report Cyberbullying.
- Tell an adult if a stranger contacts you.
- Report inappropriate content.

- ☐ I am good in this area.
- ☐ I sometimes make mistakes in this area.
- ☐ I need to work on improving this area.

Digital Literacy



- Avoid unknown websites, downloads, links, online ads, emails, texts, or messages.

- ☐ I am good in this area.
- ☐ I sometimes make mistakes in this area.
- ☐ I need to work on improving this area.

Digital Privacy



- Keep passwords private.
- Review privacy settings.

- ☐ I am good in this area.
- ☐ I sometimes make mistakes in this area.
- ☐ I need to work on improving this area.

After completing the self-evaluation, I determined this about my Digital Citizenship:

The area I think I need to work on improving:

The area I am my best Digital Citizen self:

DIGITAL CITIZENSHIP

A DIGITAL WORLD

Name: _____

Date: _____

Online Safety



The internet is a helpful tool when we use it properly and safely. Trust your gut instinct if something makes you feel uncomfortable, it is probably not safe. You have the power to end conversations and log off the Internet at any time. Let's practice determining what is safe and unsafe online. Place a checkmark on your answer.

SAFE

UNSAFE

Meeting up with someone you met online.		
Researching a topic for a school project.		
Playing an online game with someone you know.		
Giving an online website your full name and address.		
Talking to someone in an online chat that you don't know in real life.		
Texting someone an inappropriate picture.		
Pretending to be someone else online.		
Asking permission before you click on an unknown link or website.		
Tell a parent that you saw something uncomfortable online.		
Reporting Cyberbullying to an adult.		
Downloading something from an email you got.		
Downloading an app that you saw advertised.		
Leaving mean comments on someone's post.		

DIGITAL — ETIQUETTE

Internet etiquette (or Netiquette) is a code of good behavior on the Internet. Put a ✓ on the good digital etiquette and an X on the bad digital etiquette.

_____ Posting something offensive online (flaming).

_____ Telling a friend they look nice in the photo they posted.

_____ Congratulating someone who beat you in an online game.

_____ Checking your grammar before you send an email to your teacher.

_____ Starting an argument with someone online.

_____ Sending an email in ALL CAPS to your friend.

_____ Asking your friend permission before posting a picture of them to your social media.

_____ Checking your phone in the middle of someone speaking to you.

_____ Using sarcasm in a text message with someone you just met.

_____ Forgetting to silence your phone at the movie theater.

DIGITAL — ETIQUETTE

Internet etiquette (or Netiquette) is a code of good behavior on the Internet. Here are a few guidelines to Digital and Phone Etiquette:

Avoid posting offensive things online (flaming).

Be respectful: If you wouldn't say it to their face, then don't say it online either.

Be a good sport when playing online games.

Grammar and spelling matter. Be aware of strong language, ALL CAPS, and exclamation points!!! Read it out loud before you send it.

Don't be a troll (intentionally causing conflict or hostility)

Careful with humor or sarcasm. Sarcasm does not translate well digitally and can lead to misunderstandings

Do not post information, photos, or videos about another person without their permission.

Put your phone down when someone is speaking to you. Silence your device at school, social functions, movie theaters, etc.



Write TRUE next to the true facts and FALSE next to the false statements about social media.



Cyberstalking is not against the law.

Articles found on social media are always fact checked and accurate.

There are apps that you can safely post a picture because it gets deleted in 24 hours.

Many people, like celebrities, on social media do not display a realistic view of their lives., they only post the best parts of their lives.

Most states have laws against Cyberbullying.

Posting an inappropriate photo can cause problems years later, such as when a job or college does a background check.

There are photo editing apps that can alter how a person looks, often making them look better than in real life.

Many apps automatically reveal the poster's location when they're used.
This can tell anyone exactly where to find you.


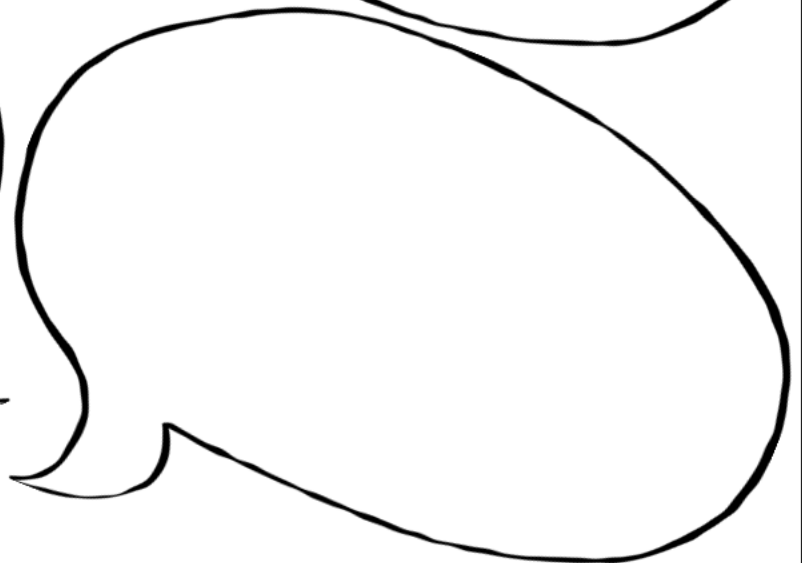

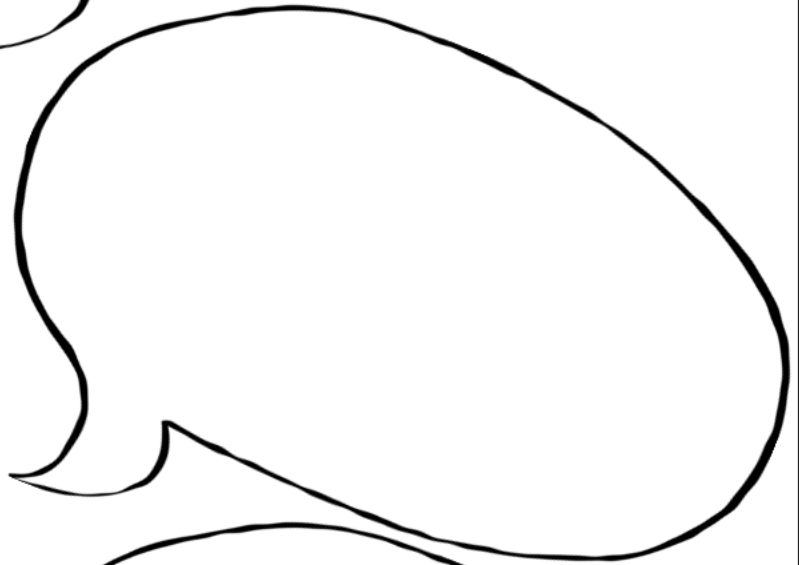

There are grown adults that pretend to be younger kids online.

Name: _____

Date: _____

Social Media Kindness

Social media can be a great way to make connections with friends, keep in touch, and build relationships. Think of ways that you can use social media to spread kindness. In each of the circles, write one idea of how to spread kindness.



Name: _____

Date: _____

The Digital Me I want to be

How do you want to be viewed online? Create a social media profile of how you want to be seen online.

HOME

PROFILE

FRIENDS

MESSAGES

NAME

WHAT I LIKE:

TYPE OF FRIEND THAT I AM:

PROFILE PICTURE

HOW I SPEAK TO OTHERS:

HOW I MAKE OTHERS FEEL:

HOW I SPEAK ABOUT MYSELF:

THINGS I WANT THE WORLD TO KNOW:

THINGS MY FUTURE SELF WOULD NOT WANT THE INTERNET TO HAVE:

Recognizing Clickbait & Addictive Features

Clickbait refers to a headline that's written to gain someone's interest and get them to click, it is often misleading or exaggerated. It relies on leaving out key information to get people to their website.

There are **addictive** parts of gaming and social media because they can trigger the release of dopamine (pleasure hormone). Games do this by rewarding you and making it competitive. Social media rewards you with social acceptance and popularity. Determine which of the examples below are clickbait or addictive features by putting a checkmark on your answer.




CLICKBAIT **ADDICTIVE**

A website headline that reads "You'll Never Believe This _____"		
A gaming app that is free, but you can spend money to get advantages in the game.		
An advertisement in a gaming app that says, "Just for you, \$10 of gems is 50% off today only."		
An article titled "How to Achieve Results Using This One Trick".		
Getting "likes" on a social media picture.		
Getting push notifications from an app.		
An article titled "They Didn't Know _____. Then This Happened ..."		
Making a lot of "friends" on social media.		
Getting a "streak" for playing for a certain amount of days in a row.		
Receiving rewards in a game for completing tasks.		
A headline reads "You Won't Believe THIS Hack!".		
A game showing the highest scores from players.		

Name: _____

Date: _____

Screen Time



Too much screen time can affect us in many ways. It can make it hard to sleep, increase weight gain, cause focusing problems, and behavioral problems.

The average kid spends 3-5 hours a day on a screen. The recommended time is 2 hours or less.

Let's think about what we can get done in the time we spend behind a screen. Write your ideas below.

Name: _____

Date: _____

Digital Citizenship Errors

Help spot the errors made.

Put an X next to the digital errors.

Put a checkmark next to the correct digital actions.



Reading something on a random website and assuming it's true.

Clicking on a link that says you can win money.

Making an in-app purchase without permission.

Posting an inappropriate photo on social media.

You upload a song by a popular artist onto YouTube.

You see someone being cyberbullied and you tell your parent.

You submit your drawings of Disney characters to be sold online.

Downloading an app that you got permission to download.

Asking your parent before you click on an email from someone you don't know.

You see your friend being cyberbullied on social media, but you ignore it.

Reading something online and checking reputable websites to see if it's true.

Summarizing information you found on a website and citing the source.

Submitting a paper as your own that you found online.

Using word for word information you found on a website and not citing the source.

Clicking on an ad that says it will send you free things if you give them your address.

DIGITAL CITIZENSHIP

A DIGITAL WORLD

Name: _____

Date: _____

Cyberbullying

Don't be mean behind the screen. Stick up for others when you see mean behavior online and report all cyberbullying to an adult.



You see a mean comment on a friend's picture on Instagram.

What can you do?

Your friend suggests ghosting (abruptly cutting off communication) someone.

What can you do?

Your friend tells you they are being cyberbullied.

What can you do?

A person leaves mean things all over your social media page.

What can you do?

You see someone spreading a rumor online.



What can you do?

Name: _____

Date: _____

Using the Internet for Good

Write two ways how you can use digital devices and the internet in good and positive ways.



DIGITAL CITIZENSHIP

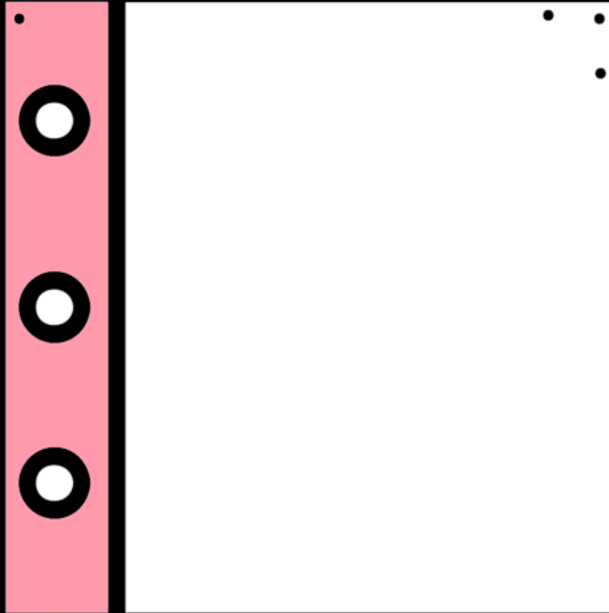
A DIGITAL WORLD

Name: _____

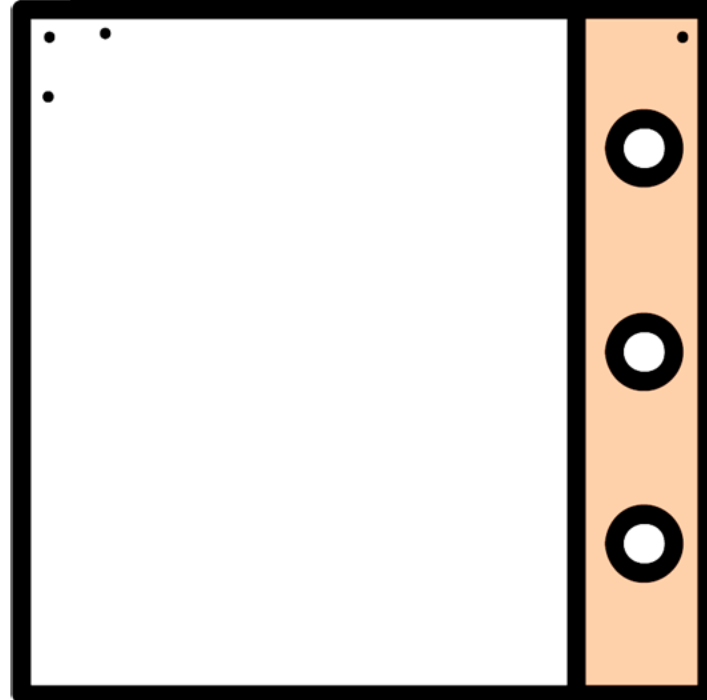
Date: _____

What are some examples of digital citizenship you have seen from others?

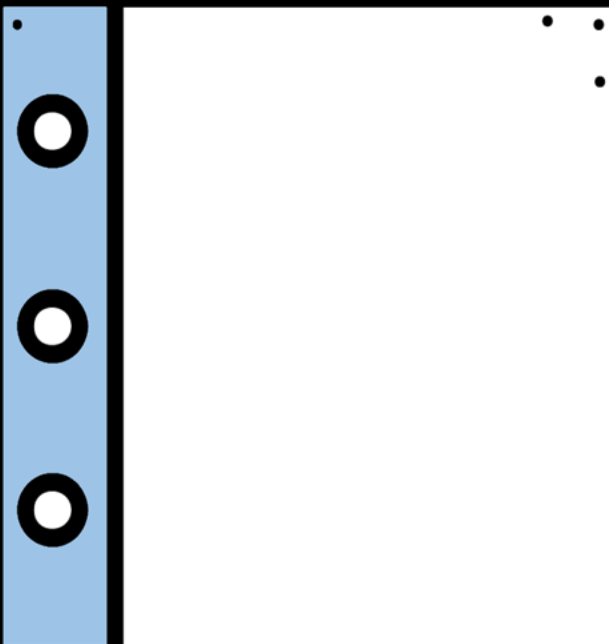
Teacher

A large white rectangular area for writing, framed by a thick black border. On the left side, there is a vertical pink bar with three black circles. In the top right corner, there are three small black dots arranged in a triangle.

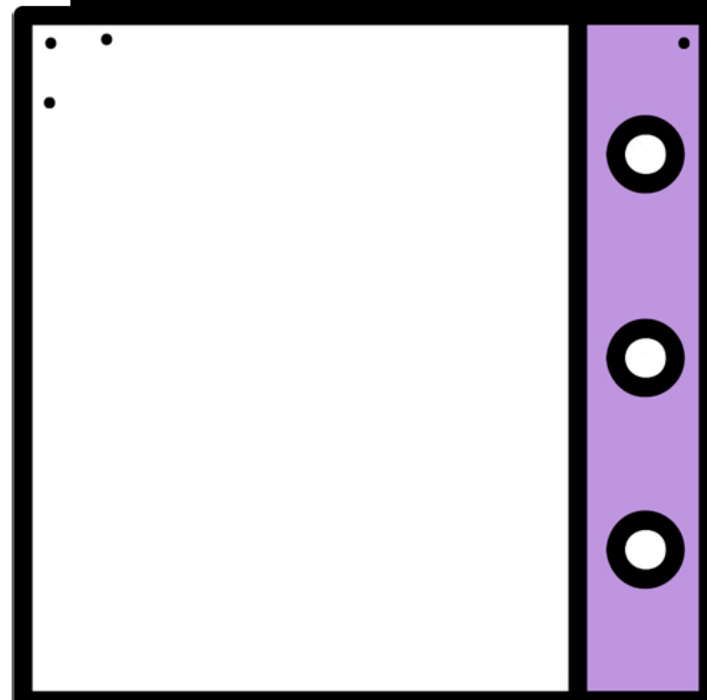
Parent/Guardian

A large white rectangular area for writing, framed by a thick black border. On the right side, there is a vertical orange bar with three black circles. In the top left corner, there are three small black dots arranged in a triangle.

Strangers

A large white rectangular area for writing, framed by a thick black border. On the left side, there is a vertical blue bar with three black circles. In the top right corner, there are three small black dots arranged in a triangle.

Friends

A large white rectangular area for writing, framed by a thick black border. On the right side, there is a vertical purple bar with three black circles. In the top left corner, there are three small black dots arranged in a triangle.

DIGITAL CITIZENSHIP

A DIGITAL WORLD

Name: _____

Date: _____

What would society look like if no one was a good digital citizen?



Would you want to live in this society, why or why not?




DIGITAL CITIZENSHIP

A DIGITAL WORLD

Name: _____

Date: _____

What would society look like if everyone was a good digital citizen?



Would you want to live in this society, why or why not?




DIGITAL CITIZENSHIP

A DIGITAL WORLD


Name: _____

Date: _____

Let's time travel to the **future**, what is one way you would want people to be better digital citizens? Why?



Let's time travel to the **past**, what is one way you would have wanted people to be better digital citizens? Why?



DIGITAL CITIZENSHIP


SELF-REFLECTION

Name: _____


Date: _____

We all make mistakes, that is how we learn! Think of one example of a time where you did NOT show good digital citizenship.


I was NOT a good digital citizen when I...



What I learned...



This is how I will be a better digital citizen.



DIGITAL CITIZENSHIP

SELF-REFLECTION

Name: _____

Date: _____

Think about what digital citizenship means to you and how you like to show digital citizenship or have others show digital citizenship to you.

One way I would like to show digital citizenship



• •
•
• •
• •

One way I would want digital citizenship shown to me



• •
•
• •
• •

Being a good digital citizen is important to me because



• •
•
• •
• •


DIGITAL CITIZENSHIP

SELF-REFLECTION

Name: _____

Date: _____

Think about the ways you show digital citizenship, pick one that you feel you are consistent in doing and reflects your good character.



I show digital citizenship by:

I AM A GOOD
DIGITAL CITIZEN

TASK

THINK & DISCUSS

CARDS

TIPS FOR USING TASK CARDS

- Encourage students to think about each question and share their response.
- Pair students together to have them take turns answering the task cards.
- Use the task cards as a center activity.
- To make it a writing activity, have students write their responses on paper.
- To make it a class wide activity, read the card out loud and encourage student responses. (see included PowerPoint slides to display on board)



DIG DEEPER QUESTIONS

- Are there multiple answers that could be considered good citizen decisions?
- How are your responses different or similar to other students?
- Why are some of our responses similar or different?
- What impacts our decision to be a good digital citizen or not?
- Does one bad decision online make you a bad person?
- What will happen if you repeatedly make bad decisions online?

DIGITAL CITIZENSHIP



THINK & DISCUSS

How can your words or actions online affect someone's feelings in real life?

DIGITAL CITIZENSHIP



THINK & DISCUSS

Why is it important to think before you post something online?

DIGITAL CITIZENSHIP



THINK & DISCUSS

How can you tell if a website or social media post is spreading fake or misleading information?

DIGITAL CITIZENSHIP



THINK & DISCUSS

What does it mean to leave a "digital footprint," and why should you care about it?

DIGITAL CITIZENSHIP



THINK & DISCUSS

Why is it risky to share personal information like your address or phone number online?

DIGITAL CITIZENSHIP



THINK & DISCUSS

What should you do if someone shares an embarrassing photo of you without permission?

DIGITAL CITIZENSHIP



THINK & DISCUSS

How can you be an “upstander” instead of a bystander when you see online bullying?

DIGITAL CITIZENSHIP



THINK & DISCUSS

What’s the difference between joking around and cyberbullying?

DIGITAL CITIZENSHIP

Why do you think some people act differently online than they do in person?



THINK & DISCUSS

DIGITAL CITIZENSHIP

How can you balance your screen time with offline activities like friends, family, or sports?



THINK & DISCUSS

DIGITAL CITIZENSHIP

Why is it important to review the privacy settings on your social media profiles and apps?



THINK & DISCUSS

DIGITAL CITIZENSHIP

What are some positive ways you can use social media or technology to help your school or community?



THINK & DISCUSS

DIGITAL CITIZENSHIP



THINK & DISCUSS

How can you show respect when you disagree with someone's opinion on social media?

DIGITAL CITIZENSHIP



THINK & DISCUSS

What should you do if a stranger sends you a message or friend request online?

DIGITAL CITIZENSHIP



THINK & DISCUSS

What can happen if you post something online in anger or frustration?

DIGITAL CITIZENSHIP



THINK & DISCUSS

Why is it important to give credit when using someone else's photo, video, or idea?

DIGITAL CITIZENSHIP



THINK & DISCUSS

How do privacy
settings help
protect you
online?

DIGITAL CITIZENSHIP



THINK & DISCUSS

What are some
examples of being
kind and respectful
in digital spaces?

DIGITAL CITIZENSHIP



THINK & DISCUSS

Why is it important to
talk to a trusted adult
about something that
makes you
uncomfortable online?

DIGITAL CITIZENSHIP



THINK & DISCUSS

How can you be a
role model of good
digital citizenship
for younger
students?

DIGITAL CITIZENSHIP



THINK & DISCUSS

What should you
do if you
accidentally share
something you
shouldn't have?

DIGITAL CITIZENSHIP



THINK & DISCUSS

Why is it important
to protect your
passwords and
personal accounts?

DIGITAL CITIZENSHIP



THINK & DISCUSS

How can you use
technology to build
others up instead
of tearing them
down?

DIGITAL CITIZENSHIP



THINK & DISCUSS

What's one rule you
think every middle
school student should
follow when using
social media or texting?

SITUATION

WHAT WOULD YOU DO?

CARDS

TIPS FOR USING CARDS



- Encourage students to think about each scenario and what they would do.
- Pair students together to have them take turns answering the task cards.
- Use the task cards during centers having students answer in small groups.
- To make it a writing activity, have students write their responses on paper or in their journals.
- For a class wide activity or morning meeting, use the included PowerPoint slides

DIG DEEPER QUESTIONS

- What is the good digital citizen thing to do and why?
- What are the possible consequences of this decision?
- What are the possible positive results of this decision?
- What would happen if an alternative decision was made?
- Does your decision help or hurt others?
- Is what you want to do different than the good digital citizen thing to do? Why?
- What are all the different decisions that could be made?

DIGITAL CITIZENSHIP



WHAT WOULD YOU DO?

A classmate posts a rude comment about another student on social media.

How can you show digital citizenship?

DIGITAL CITIZENSHIP



WHAT WOULD YOU DO?

You post a video and start getting mean comments about it.

How can you show digital citizenship?

DIGITAL CITIZENSHIP



WHAT WOULD YOU DO?

You find a website that has the exact answers for your homework.

How can you show digital citizenship?

DIGITAL CITIZENSHIP



WHAT WOULD YOU DO?

A friend keeps texting you during class, even after the teacher says to stop.

How can you show digital citizenship?

DIGITAL CITIZENSHIP



WHAT WOULD YOU DO?

You see a photo online of someone being made fun of.

How can you show digital citizenship?

DIGITAL CITIZENSHIP



WHAT WOULD YOU DO?

You see a comment thread that turns into an argument.

How can you show digital citizenship?

DIGITAL CITIZENSHIP



WHAT WOULD YOU DO?

You see something online that makes you feel uncomfortable.

How can you show digital citizenship?

DIGITAL CITIZENSHIP



WHAT WOULD YOU DO?

A person you have been chatting with online asks if you want to meet up in real life.

How can you show digital citizenship?

DIGITAL CITIZENSHIP



WHAT WOULD YOU DO?

You have been using your tablet for hours and have not moved from your seat.

How can you show digital citizenship?

DIGITAL CITIZENSHIP



WHAT WOULD YOU DO?

Someone you don't know sends you a message saying they like your profile picture.

How can you show digital citizenship?

DIGITAL CITIZENSHIP



WHAT WOULD YOU DO?

Your friend gives you their password and tells you to check something for them.

How can you show digital citizenship?

DIGITAL CITIZENSHIP



WHAT WOULD YOU DO?

You are sent a link to click on, but you aren't sure where it will take you.

How can you show digital citizenship?

DIGITAL CITIZENSHIP



WHAT WOULD YOU DO?

You keep losing the game you are playing on your tablet; it's making you really angry and frustrated.

How can you show digital citizenship?

DIGITAL CITIZENSHIP



WHAT WOULD YOU DO?

You are working on your research assignment, and you aren't sure if the information you found is accurate or not.

How can you show digital citizenship?

DIGITAL CITIZENSHIP



WHAT WOULD YOU DO?

You get an email saying you won a free phone if you click a link.

How can you show digital citizenship?

DIGITAL CITIZENSHIP



WHAT WOULD YOU DO?

You want to post a group photo, but one friend looks embarrassed in it.

How can you show digital citizenship?

DIGITAL CITIZENSHIP



WHAT WOULD YOU DO?

You notice a student in your class is being left out of online group chats.

How can you show digital citizenship?

DIGITAL CITIZENSHIP



WHAT WOULD YOU DO?

There's a new challenge on social media everyone is doing, but it seems kind of unsafe.

How can you show digital citizenship?

DIGITAL CITIZENSHIP



WHAT WOULD YOU DO?

You get an inappropriate text message from a friend.

How can you show digital citizenship?

DIGITAL CITIZENSHIP



WHAT WOULD YOU DO?

You're mad at a friend and want to post something about it on your story.

How can you show digital citizenship?

DIGITAL CITIZENSHIP



WHAT WOULD YOU DO?

You find a funny meme about a teacher that's starting to go viral among students.

How can you show digital citizenship?

DIGITAL CITIZENSHIP



WHAT WOULD YOU DO?

You see someone spreading false information about your school online.

How can you show digital citizenship?

DIGITAL CITIZENSHIP



WHAT WOULD YOU DO?

You realize your online gaming friend has been asking a lot of personal questions.

How can you show digital citizenship?

DIGITAL CITIZENSHIP



WHAT WOULD YOU DO?

You hear a rumor that someone hacked into a classmate's account.

How can you show digital citizenship?

DIGITAL CITIZENSHIP

BEING *responsible*
AND *respectful*
WHEN USING
technology.

DIGITAL CITIZENSHIP

BEING *responsible*

AND *respectful*

WHEN
USING

technology.



CHARACTER EDUCATION

DIGITAL CITIZENSHIP

BEING *responsible*

AND *respectful*



WHEN
USING

technology.

CHARACTER EDUCATION

DIGITAL CITIZENSHIP

BEING *responsible* AND *respectful*
WHEN USING *technology*.

Report
Cyberbullying.

Know when
to disconnect.

Protect your
privacy and the
privacy of others.

Be kind and
respectful online.



Tell a parent
if a stranger
contacts you.

Only visit
approved
websites and
apps.

Respect
copyright,
cite sources,
check
information
accuracy.

QUOTE ABOUT

DIGITAL CITIZENSHIP
“TECHNOLOGY OPENS THE DOOR TO
THE WORLD. IT’S UP TO US TO WALK
THROUGH IT IN A MEANINGFUL
AND RESPECTFUL WAY.”

- DR. DANIEL L. FRAZIER

STUDENTS WITH

DIGITAL CITIZENSHIP




USE TECHNOLOGY IN SAFE, APPROPRIATE, AND RESPECTFUL *WAYS*.

- ✧ Stand up against cyberbullying or harmful behavior and report it to an adult.
- ✧ They keep personal information (like passwords or addresses) private.
- ✧ They give credit when using others' work, photos, or ideas.

CAREERS WITH

DIGITAL CITIZENSHIP

VLOGGER



A Vlogger is someone who creates and uploads a video blog on platforms such as YouTube. Instead of writing about their life (blogging), they film it. The Vlogs are usually focused on one specialty such as Travel, Tech, Educational, Motivational, Fitness, Culinary, Make-up, Reviews, and more. Vloggers need cameras, microphones, lighting, and editing software to work. They must be good digital citizens by providing content within the rules of their hosted website, otherwise, they will get kicked off the platform. Overnight success is not common in the vlogging world, most vloggers spend years working hard to build their content, audience, sponsors, and advertising.

LEADERS WITH

DIGITAL CITIZENSHIP






ELON MUSK

Elon Musk is the founder, CEO, and Chief Engineer at SpaceX, Tesla, Neuralink, OpenAI, and creator of Paypal. Tesla builds all electric cars, helping to reduce the amount of CO2 in the atmosphere. Musk also co-founded SolarCity, the second largest provider of solar power systems. SpaceX seeks to provide travel to the moon and Mars. He also created Starlink, a satellite internet that can help people all over the world access the internet. His newest company, Neuralink, seeks to use devices that embed in the human brain and could soon cure paralysis, deafness, blindness, and other disabilities. He shows us the importance of being a digital citizen leader, he said “*My motivation for all my companies has been to be involved in something that I thought would have a significant impact on the world.*”

CHARACTER EDUCATION

MY DIGITAL CITIZENSHIP PLEDGE

This is how I am going to be a good digital citizen:



Pledge by: _____


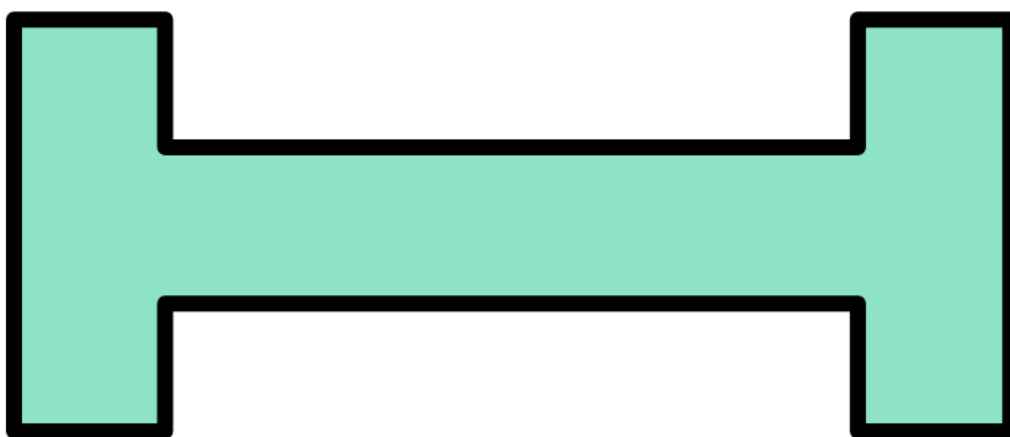

MY DIGITAL CITIZENSHIP PLEDGE

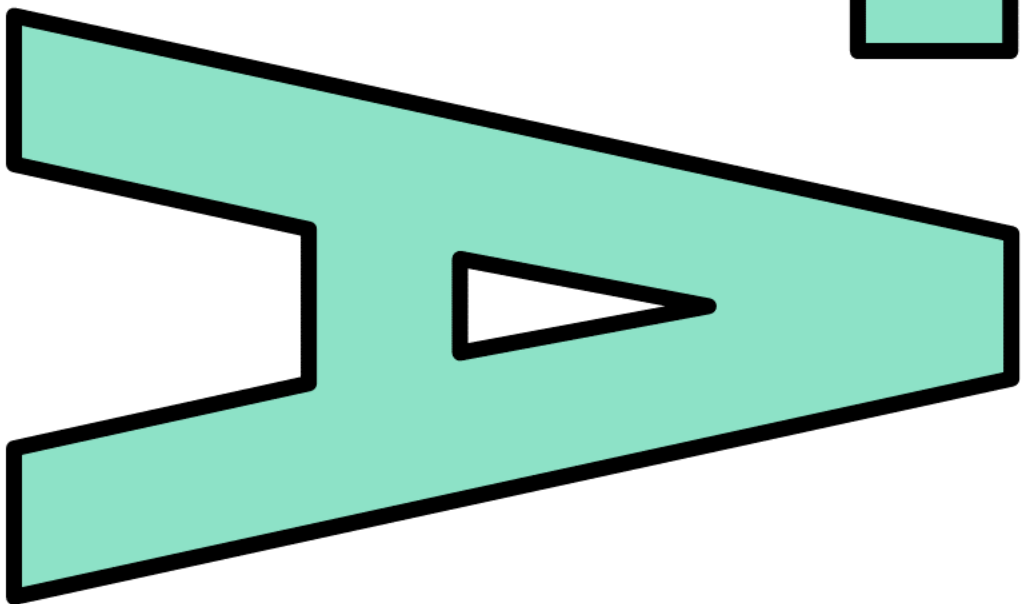

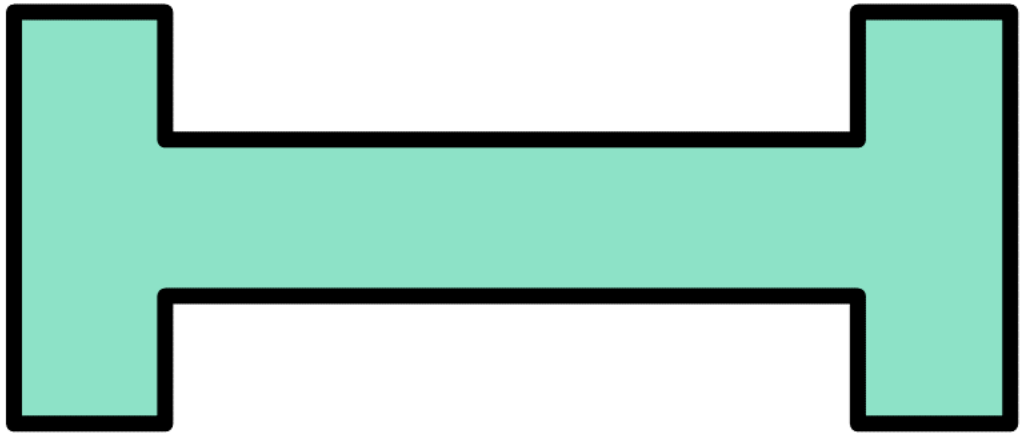
This is how I am going to be a good digital citizen:

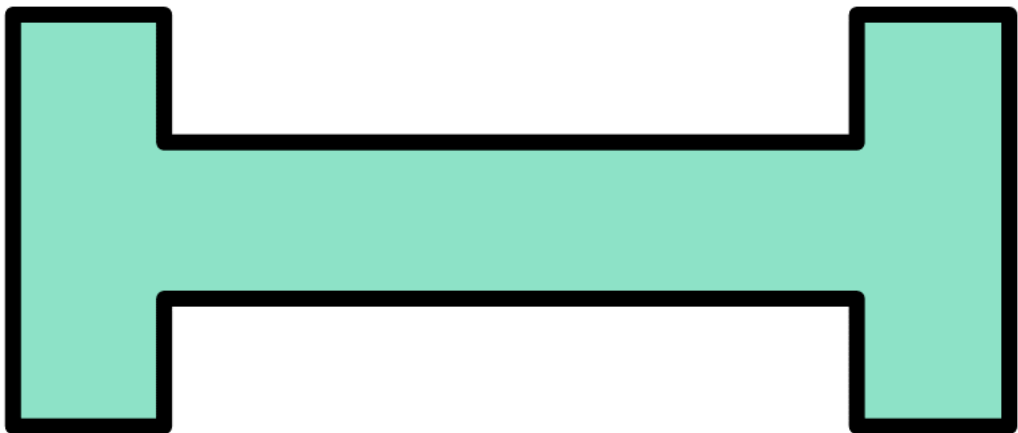
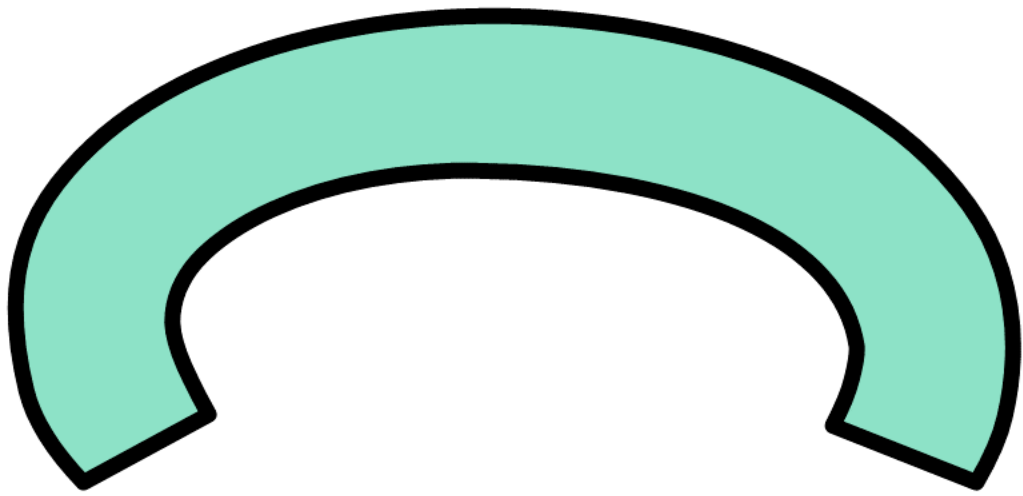
--	--	--

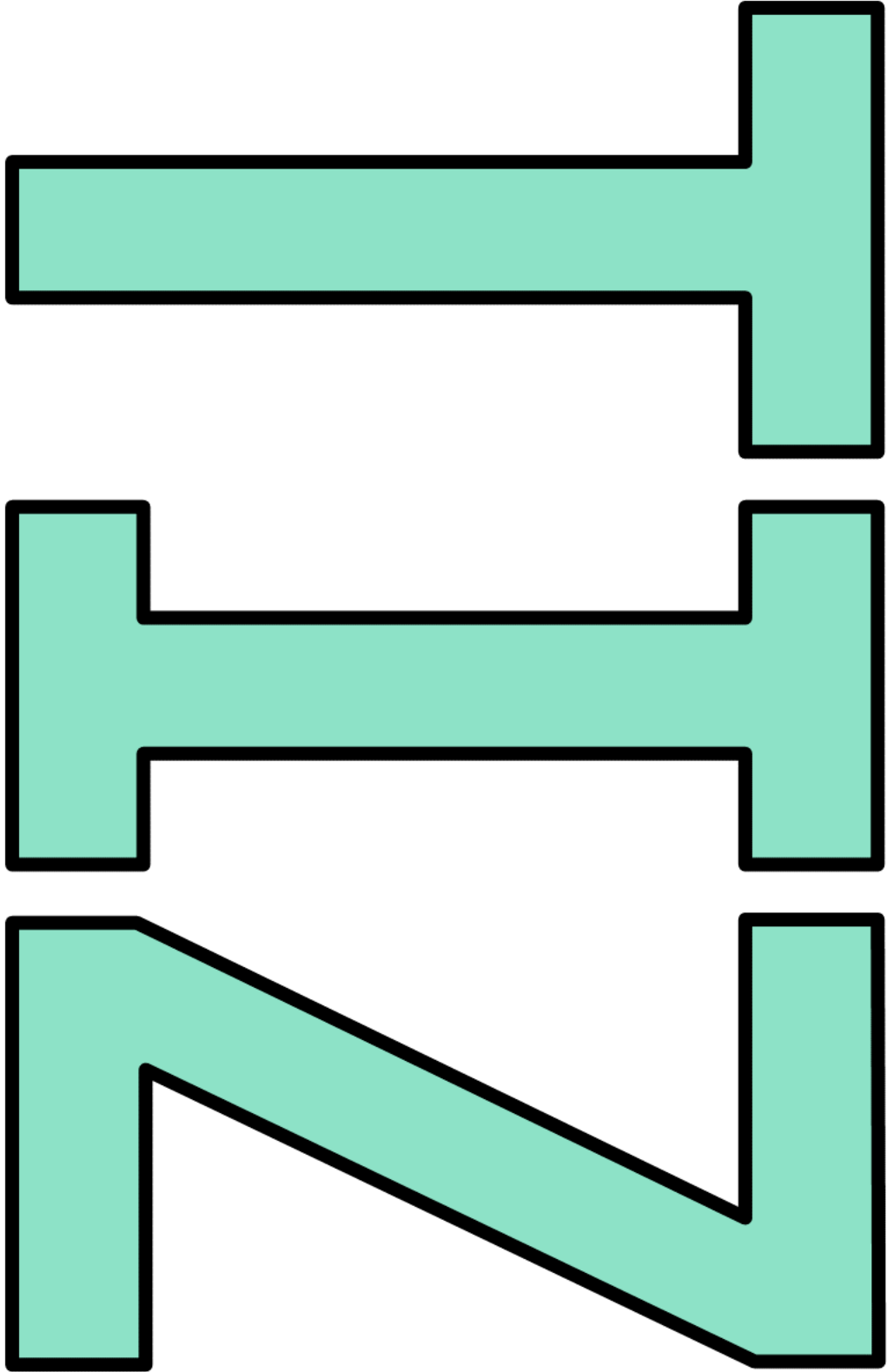



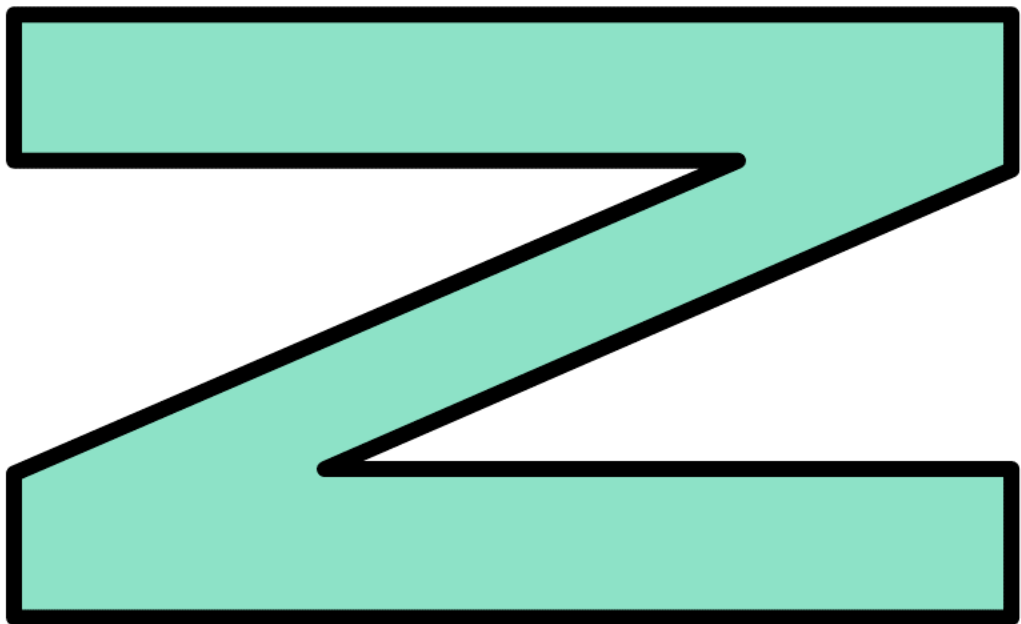
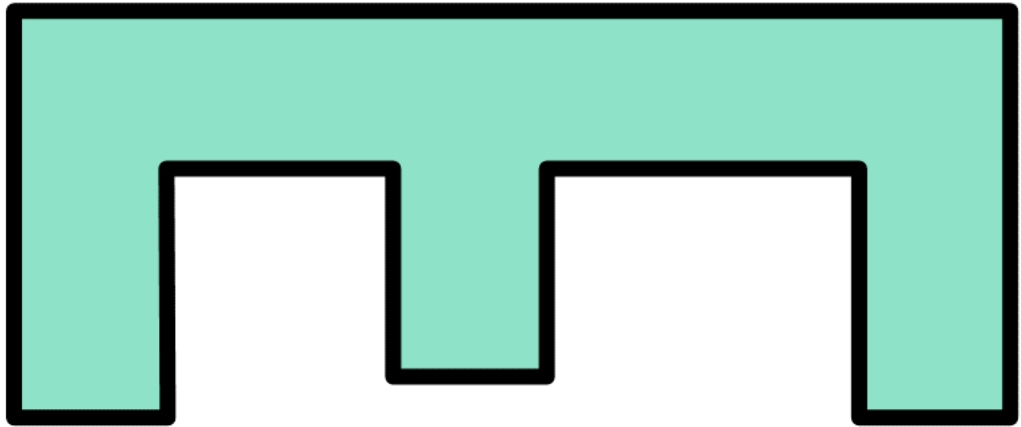
Pledge by: _____

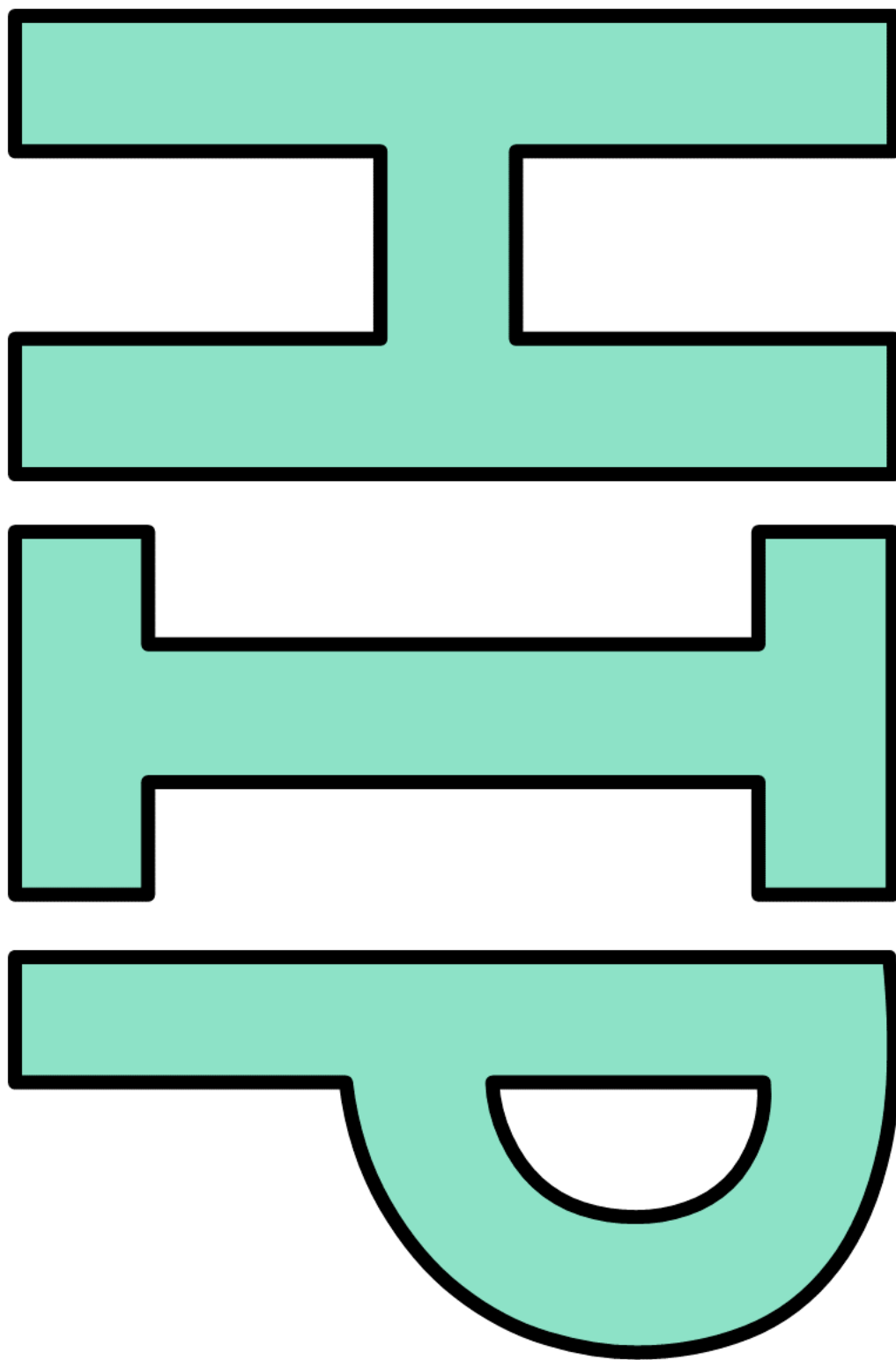












DIGITAL CITIZENSHIP



CHARACTER
EDUCATION

2 INCH

DIGITAL CITIZENSHIP



CHARACTER
EDUCATION

1.5 INCH

DIGITAL CITIZENSHIP



CHARACTER
EDUCATION

1 INCH

GOOGLE SLIDES

Your resource comes with a digital version for use in Google Slides via Google Classroom. Follow these steps to upload your resource.

1 Click here  [Character Education: Digital Citizenship](#)

2 You will be prompted to make a copy of the resource. Click on the blue box that says “Make a copy” and the resource will go directly into your Google drive.

Google Drive

Copy document

Would you like to make a copy of Career Interest Inventory?

Make a copy



3 Go to your Google Drive and locate the copy of the file. You can rename the file at this point or add/delete slides.

4 Next, go to your Google Classroom and add an assignment. Select the Google Drive Symbol and select the resource you want to assign.

5 From here, you should see a grey box that says “Students can view file.” Click the grey box. A dropdown menu should appear. Select, “Make a copy for each student.”

YOU HAVE TO MAKE A COPY FOR EACH STUDENT!

Otherwise they will all be editing the same file.

Click “Assign” in the top right corner if you’re ready to post!

This product is meant to be used in “edit” mode (not “presentation” mode). Edit mode is the only mode that allows drag & drop and writing in text boxes.




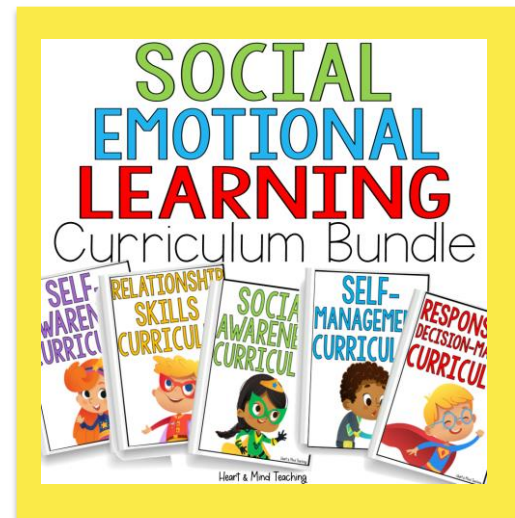

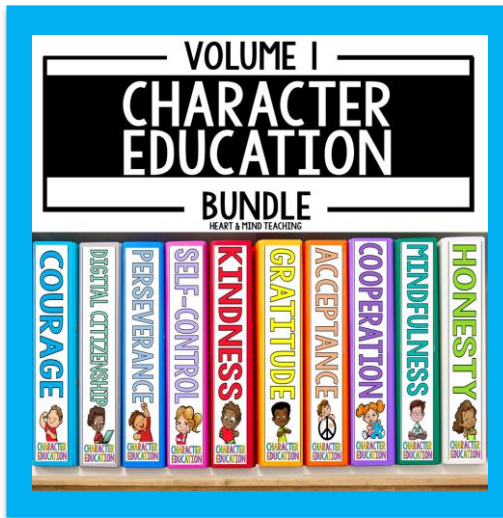
Helpful links for using Google Classroom:

[Teacher Tips for using Google Classroom \(TPT blog\)](#)

[Getting Started with Google Classroom \(youtube video\)](#)

CHECK THESE OUT

CLICK ON THE PICTURES TO GET A CLOSER LOOK.



COUNSELOR
Collab
— with Laura & Ashley —



Would you like to spend less time browsing for resources and lesson planning, and more time serving students? Let Laura from [Music City Counselor](#) and Ashley from [Heart and Mind Teaching](#) do the work for you!

CLICK TO COLLAB

MEMBER Perks

- ♥ Data-driven resources by theme.
- ♥ \$35+ value of ready-to-use materials.
- ♥ Lessons, group curriculums, forms, & activities.
- ♥ Tier 1, 2, and 3 research-based resources.
- ♥ No contracts, cancel anytime.

HEART+MIND
TEACHING



THANK YOU

FOR SUPPORTING MY LITTLE SHOP.

Hi there! I'm Ashley- a School Counselor, curriculum developer, blogger, and mama to two young boys. I have a passion for creating fun and engaging resources for Counseling and Social Emotional Learning.

LET'S BE FRIENDS


Ashley

Access my
Freebie
Library



FOLLOW FOR EXCLUSIVE SAVINGS

New products are 50% off for 24hrs.

CLICK HERE

★ HOW CAN YOU EARN TPT CREDITS? When you leave feedback, TpT rewards you with credits that you can use toward future purchases.

ACCESS MY FREEBIE LIBRARY

Join my Newsletter to be informed of all future added freebies.

I WANT FREEBIES

TERMS OF USE

© Heart and Mind Teaching, 2025. All rights reserved. Purchase of this item entitles the purchaser the right to reproduce for classroom, personal, and google classroom use only. Use in multiple classrooms, requires the purchase of additional licenses. Redistribution or duplication of this product is strictly forbidden without the written permission of the publisher. Copying any part of this product and placing it on a publicly accessible website is strictly forbidden and is a violation of the Digital Millennium Copyright Act (DMCA). You may post this for single-classroom use on a password protected student site such as google classroom. **You may NOT post my products on any public, for-profit, or commercial websites or entities, such as Outschool.** Please do not sell or distribute any part of this as your own. Thank you for abiding by universally accepted codes of professional ethics while using this product.



If you have any questions or concerns please email me at:

heartandmindteaching@gmail.com

CREDITS

